



# WBPA90160A

## 9.5 – 16.5 GHz 1 WATT WIDE BAND AMPLIFIER

REV A  
December 2015

### Key Features



- 50 Ohm Impedance
- 9.5 ~ 16.5 GHz
- 4.5 dB noise figure
- 30.0 dBm Output  $P_{sat}$
- 32.0 dB Gain
- +/-1.0 dB Gain Flatness
- 1.5:1 VSWR
- Single Power Supply
- >34 years MTBF
- Unconditional Stable
- RoHS compliant

### Product Description

WBPA90160A is integrated with WanTcom proprietary power amplifier technology, high frequency micro electronic assembly techniques, and high reliability design to realize optimum low noise figure, wideband, high linearity, and unconditional stable performances together. With single +5.0V DC operation, the amplifier has optimal input and output matching in the specified frequency range at 50-Ohm impedance system. The amplifier has standard field replaceable SMA connectorized WP-10 Gold plated housing.

The amplifier is designed to meet the rugged standard of MIL-STD-202g.

CAUTION:



ELECTROSTATIC DISCHARGE SENSITIVE

### Applications

- Microwave Radio
- Satellite VSAT & DBS
- 802.16 & 802.20 WiMAX
- WLL & MMDS
- Test Instrument



### Specifications

Summary of the electrical specifications WBPA90160A at room temperature

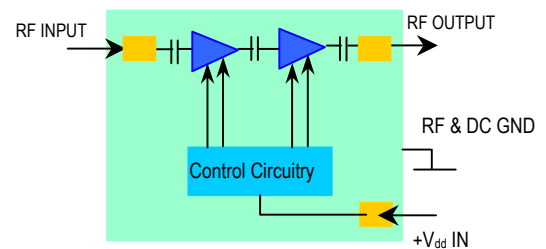
Index	Testing Item	Symbol	Test Constraints	Min	Nom	Max	Unit
1	Gain	$S_{21}$	9.5 – 16.5 GHz		32		dB
2	Gain Variation	$\Delta G$	9.5 – 16.5 GHz		+/- 1.0		dB
3	Input VSWR	$SWR_1$	9.5 – 16.5 GHz		1.5:1	2.0:1	Ratio
4	Output VSWR	$SWR_2$	9.5 – 16.5 GHz		1.5:1	2.0:1	Ratio
5	Reverse Isolation	$S_{12}$	9.5 – 16.5 GHz		60		dB
6	Noise Figure	NF	9.5 – 16.5 GHz		4.5	5.5	dB
7	Output Saturated Power	$P_{sat}$	9.5 – 16.5 GHz	28	30		dBm
8	Current Consumption	$I_{dd}$	$V_{dd} = +5.0 V$		730		mA
9	Power Supply Voltage	$V_{dd}$		+4.7	+5.0	+5.3	V
10	Operating Temperature	$T_o$		-40		+85	°C
11	Maximum CW RF Input Power	$P_{IN, MAX}$	DC – 26.0 GHz			20	dBm
12	Thermal Resistance	$R_{th}$	Junction-to-base plate, last stage transistor		20		C/W

### Absolute Maximum Ratings

Parameters	Units	Ratings
DC Power Supply Voltage	V	6.0
Drain Current	mA	800
Total Power Dissipation	W	4.0
CW RF Input Power	dBm	20
Channel Temperature	°C	175
Storage Temperature	°C	-55 ~ 125
Operating Temperature	°C	-40 ~ 85

Operation of this device above any one of these parameters may cause permanent damage.

### Functional Block Diagram



### Ordering Information

Model Number
WBPA90160A

Additional heat sink is required for continuous operation!

Specifications and information are subject to change without notice.

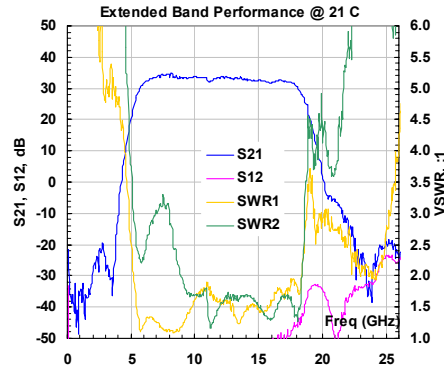
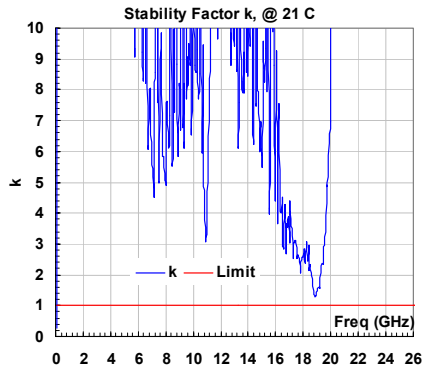
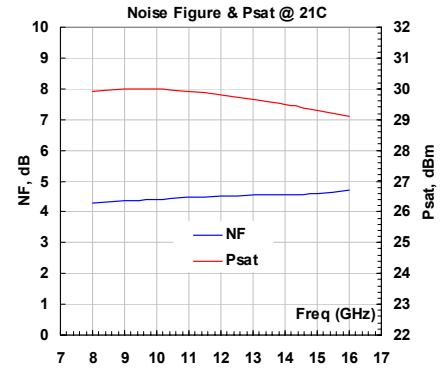
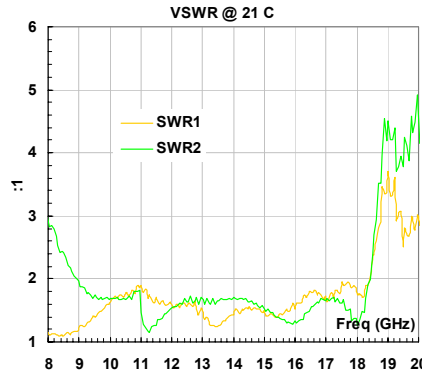
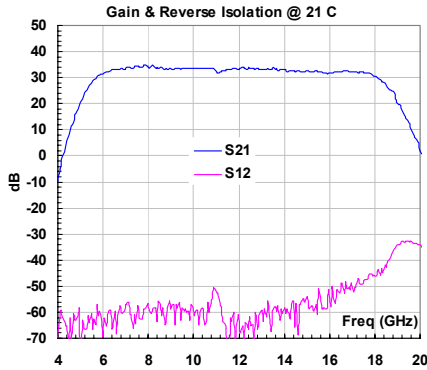


# WBPA90160A

## 9.5 – 16.5 GHz 1 WATT WIDE BAND AMPLIFIER

REV A  
December 2015

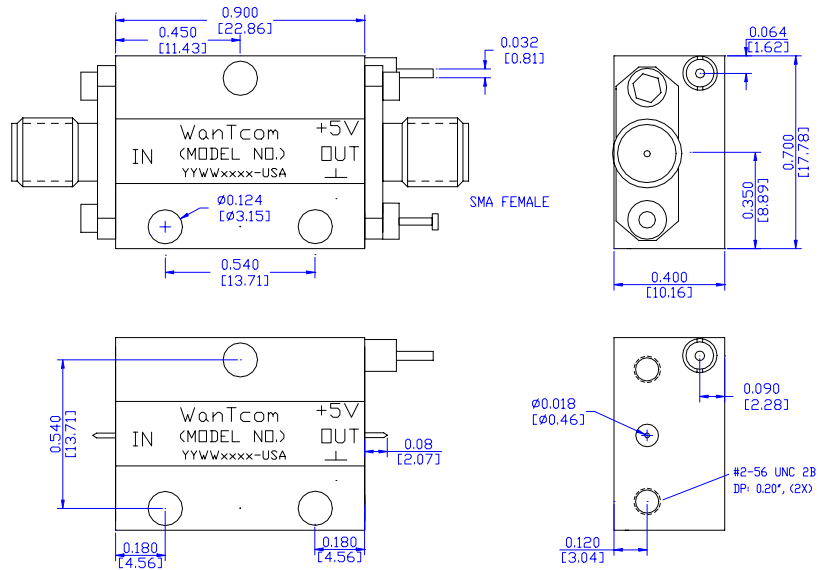
### Typical Data



### Outline, WP-10 Housing

UNITS: INCH Tolerance: X.XXX +/- 0.005"  
[mm] X.XXXX +/- 0.003"

Base Material: Brass.  
Finish: Gold Plating.  
RF I/O: SMA Female



For the pin type input and output application, remove the input and output SMA connectors.

Specifications and information are subject to change without notice.

WanTcom, Inc \* Phone 01 952 448 6088 \* FAX: 01 952 448 7188 \* e-mail: [sales@wantcominc.com](mailto:sales@wantcominc.com) \* Web site: [www.wantcominc.com](http://www.wantcominc.com)



### Application Notes:

#### A. SMA Torque Wrench Selection

Always use a torque wrench with 5 ~ 6 inch-lb coupling torque setting for mating the SMA cables to the amplifier. Never use torque more than 8 inch-lb wrench for tightening the mating cable to the connector. Otherwise, the permanent damage will occur to the SMA connectors of the amplifier. 8710-1582 (5 inch-lb) is one of the ideal torque wrench choice from Agilent Technology.

#### B. Mounting the Amplifier

Use three pieces of #4-40 with longer than 9/16" screws for mounting the amplifier on a metal-based chase or heat sink. Flat and spring washers are needed to prevent the screw loosening during the shock and vibration. Always use the appropriate torque setting of the power screwdriver to mount them.

\*\*\*\*\*